

What is the **FTR ReporterDeck 2**?

- ✦ FTR ReporterDeck 2 is a standalone 4-channel digital recording system
- ✦ Manufactured by Marantz Professional
- ✦ FTR ReporterDeck 2 is "TheRecord Empowered™"
- ✦ The FTR ReporterDeck 2 consists of two units:
 - ✦ Recording Unit
 - ✦ Audio Unit



marantz
PROFESSIONAL

Executive Communication Systems
33 South King Street, Suite 130
Honolulu, Hawaii 96813
Phone: 808-526-1209 - Fax: 808-536-8740
web: www.execommsys.com - e-mail: execommsys@msn.com

Note: The Recording Unit and the Audio Unit are connected using a multi-pin cable included with the FTR ReporterDeck 2.



What is the *FTR ReporterDeck 2*?

Recording Unit

-  The FTR ReporterDeck 2's Recording Unit provides all the controls that manage recording and playback.




Recording Unit



What is the *FTR ReporterDeck 2*?

Audio Unit

-  The FTR ReporterDeck 2's Audio Unit provides all the connections for microphone and/or line level inputs and performs the mixing and processing of audio signals before they are recorded.



Audio Unit



FTR ReporterDeck 2 Includes:


- ✦ ReporterDeck™2
- ✦ TheRecord Annotator™
- ✦ TheRecord Player™
- ✦ TheRecord Replicator™
- ✦ FTR Headset
- ✦ 5-Pack of TheRecord Collection™ CD
- ✦ Multi-pin connector cable (connects the Recording Unit to the Audio Unit)
- ✦ ReporterDeck 2 CD
- ✦ FTR Learning CD
- ✦ ReporterDeck 2 User's Guide
- ✦ ReporterDeck 2 Setup Guide
- ✦ ReporterDeck 2 Quick Reference Card (QRC)
- ✦ FTR Registration Card
- ✦ ReporterDeck 2 Recommended System Requirements Card
- ✦ ¼" Stereo to 3.5 mm Adapter
- ✦ Power Cord




marantz
PROFESSIONAL



Who is the FTR ReporterDeck 2 customer?

 FTR ReporterDeck 2 is ideal for courts, hearing rooms, and other venues needing replacement of outdated and aging analog tape-based recording units with virtually no impact on existing operational procedures.

 It is also the perfect solution for courts, hearing rooms, and other venues needing the quickest, simplest, and most cost effective way to implement an electronic method of recording proceedings.



Why do you need the FTR ReporterDeck 2?

Convenience:

-  The unit serves as a complete standalone 4-channel digital audio recording hardware solution.
-  It is effectively a “plug-and-play” replacement to existing analog tape-based recording units. Only microphones need to be added to start recording.
-  The product is designed for ease of use and operation is uncomplicated, with familiar tape recorder style controls.

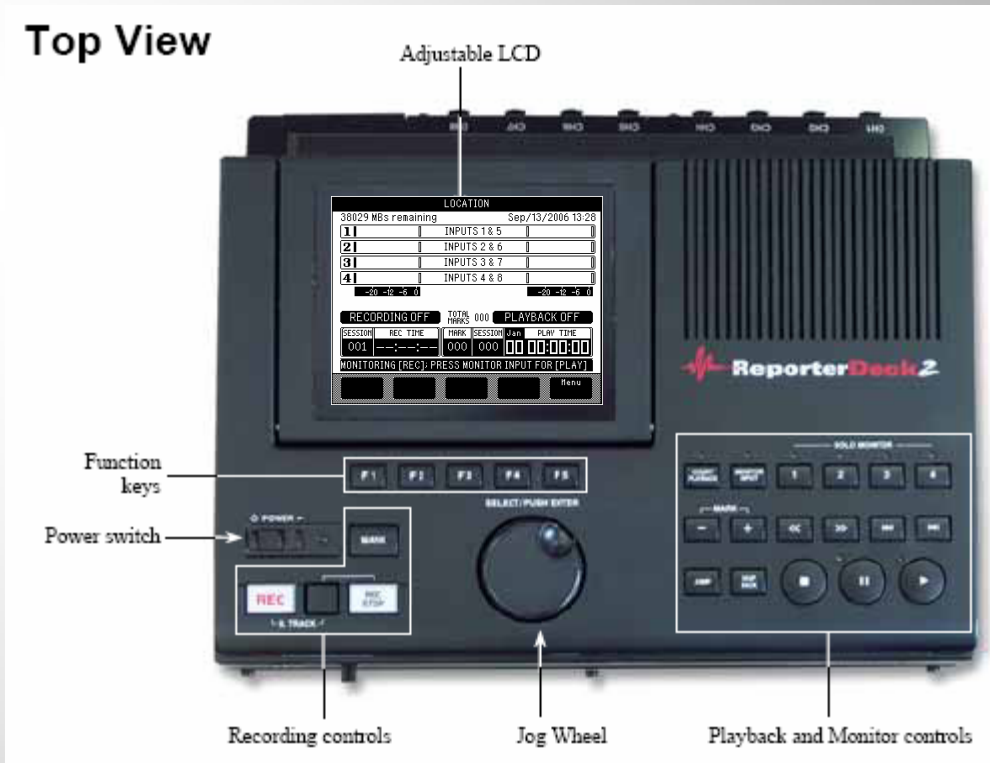


FTR ReporterDeck 2 Features & Benefits

- ✦ Standalone hardware solution which is easy to setup and operate
- ✦ 4-channel digital recording technology offers unmatched sound quality
- ✦ Adjustable LCD display interface for optimal viewing by the operator
- ✦ Built-in CD writer allows for up to 9 hours of proceedings to be stored on a single CD
- ✦ Up to 500 hours of 4-channel recordings via internal storage provides a reliable recording solution and permanent record
- ✦ Archive to CD or a network drive
- ✦ Simple tape recorder style controls have virtually little or no impact on existing procedures
- ✦ Space efficient design; audio unit can be mounted under desktop, can reside under recording unit, or can reside in a standard 19" rack
- ✦ Eight (8) XLR microphone inputs; supports up to eight connected microphones or line level sources
- ✦ Headphone connections allow for confidence and independent channel monitoring
- ✦ Take personal notes and create time-stamp links with TheRecord Annotator
- ✦ Playback options including playback from internal hard drive, or from an archive CD or a network archive folder using TheRecord Player
- ✦ Auxiliary connector support offers a professional "hardwire" connection alternative for the eight (8) XLR inputs
- ✦ Network Time Protocol (NTP) capability allows for synchronization with a network or Internet time server to assure accurate time of the FTR ReporterDeck 2's internal clock
- ✦ FTR External Digital Clock or FTR Foot Control compatibility
- ✦ Concurrent record and playback
- ✦ Navigation of content via Recording Sessions and/or User Marks
- ✦ Select a range of days for copying and/or management of recorded content
- ✦ Audio can be stored as either 2-channel or 4-channel recordings
- ✦ Quick power-up



FTR ReporterDeck 2 (Recording Unit)



Item

Adjustable LCD

Function keys

Power switch

Recording controls

Jog wheel

Playback and Monitoring controls

Description

Adjusts the viewing angle to suit the users position.

Performs the actions that are shown in the display.

Switches ReporterDeck™2 on and off. The standby LED shows when the machine is switched off.

Starts and stops recording.


Selects options and cycles through alternatives.

Selects, starts, stops and controls playback.



FTR ReporterDeck 2 (Audio Unit)

Top View




Note: There are a number of trim controls for adjusting input levels and for controlling the output Record Out level. It is strongly recommended that these controls are only adjusted by suitably qualified audio specialists.



FTR ReporterDeck 2 (Audio Unit)

Rear View



Item

Microphone or Line Inputs

Connection to Recording Unit

Description


Connect up to 8 microphones or line level sources. The input type is configured in the setup menu (accessed from the Recording unit).

Connects the Audio Unit to the Recording Unit using one of the supplied multi-pin cables.



FTR ReporterDeck 2 (Audio Unit)

Left Side View



Item

Court Playback Out

Record Out

Description


Provides a line level mono mix of the playback to the in-room sound system. Volume is adjusted from the Recording Unit.

Provides a two channel line level output for connection to an alternative recorder.



FTR ReporterDeck 2 (Audio Unit)

Right Side View

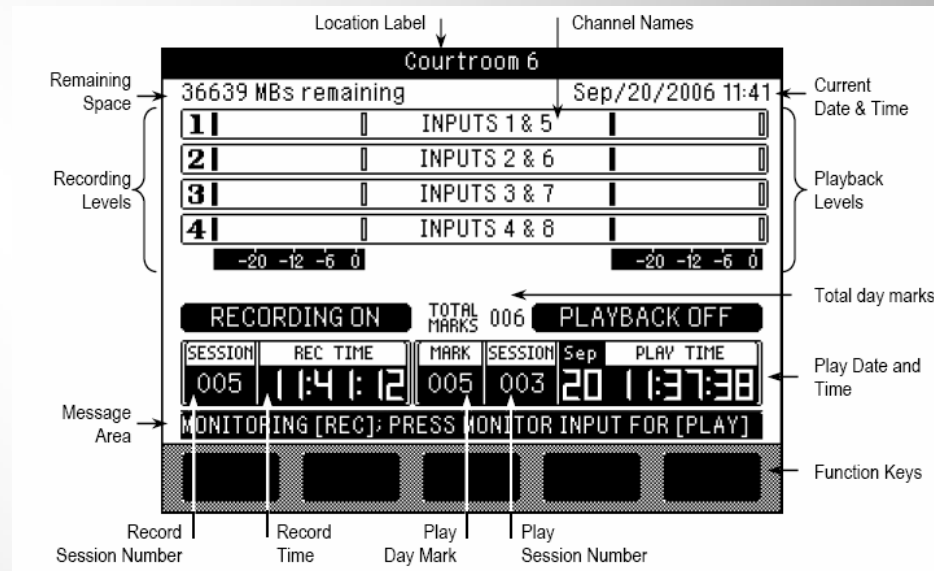


Note: Two brackets are provided to make it easy for securing the Audio Unit to a bench top. Simply remove the two securing screws, turn the bracket outwards and refit. Then use the three exposed bracket holes to secure the unit to the bench. The bracket heights can be adjusted to compensate for the rubber feet, should they be left attached.

There are additional mounting points provided to fit the unit into a 19" rack.



FTR ReporterDeck 2 (Understanding the Display)



Item


Location label
 Remaining space
 Recording Levels
 Message area
 Record session number
 Record Time
 Play session mark
 Play session number
 Function keys
 Play date and time
 Total marks
 Playback levels
 Current date and time
 Channel names

Description

Denotes where recordings are created.
 Recording space remaining.
 Individual recording levels are shown for each channel.
 Observe the message area for important information while operating the machine.
 Denotes the number of recordings sessions for the day.
 Denotes the current record time, which is the same as current time, while recording.
 Denotes which mark you are playing from in all recordings for the chosen day.
 Denotes which session you are playing from the chosen day.
 Use the F1 to F5 keys to activate the corresponding function shown in the display.
 Denotes the date and play time of the recording that is currently playing.
 Denotes the total marks for the day.
 Individual playback levels are shown for each channel.
 Denotes the date and time of the current recording.
 Denotes the user defined names for each recording channel.



Some Frequently Asked Questions

 **Question: What additional items are required to complete a recording system which are not included with the product?**

Answer: Microphones with cables and stands are all that is required to complete the recording system. Depending on the application, it may also be desired to add an FTR External Digital Clock Display, an FTR Foot Control, and external portable speakers.

 **Question: Does the product require an external mixer?**

Answer: No. The Audio Unit provides all the connections for microphone and/or line level inputs and performs the mixing and processing of audio signals before they are recorded. This unit can be placed under the Recording Unit and positioned on a desktop or it can be independently mounted under a desk or rack mounted away from the operator.

 **Question: Can the unit play back audio?**

Answer: Yes. It can play audio from either the built-in hard disk drive or an archive CD. However, playing recordings from an archive CD or network archive folder is more efficiently performed using TheRecord Player.



An Overview of the FTR ReporterDeck™2

Q & A Session

